








Supply List - Discovery (1st grade through 5th grade)








Our policy regarding school supplies is that we ask for certain items to be purchased and used by the **individual** student while other items are donated to the **community** school supplies to be used by all students throughout the school year. The following list has been separated into 2 sections - 1 for Individual Supplies with a picture to show you exactly how to label the supply, and 1 for the Community supplies with a picture for reference as to quantity, size, color and/or brand.

* Please label all items meant for individual use with your child's name.



Individual/Personal Supplies - the student keeps these supplies with them, in their backpack, desk, cubby or locker for their own personal use. Please label ALL items on this list with your child's name as instructed below.









| Qty. | Supply Name and/or Description | How to Label and/or Description |
|------|--|--|
| 1 | Laptop computer | With PERMANENT marker on back (or use masking tape with student's name on it) Be sure to also label the POWER CORD! |
| 1 | 3-inch 3-ring Binder | With PERMANENT marker on inside front cover |
| 2 | Packs of 5-tab pocket dividers | With PERMANENT marker on outside of each package; DO NOT LABEL THE TABS! |
| 1 | 4-function calculator MS. CATHY'S CLASS ONLY | With PERMANENT marker on back |
| 1 | clipboard | With PERMANENT marker on back |
| 1 | Set of headphones/earbuds for computer | For earbuds: Put inside Ziploc bag and label with student's name on outside of bag with Permanent marker For headphones: with PERMANENT marker on one of the ear covers (or any place where name can be clearly read) |




| Qty. | Supply Name and/or Description | How to Label and/or Description |
|------|--|---|
| 4-5 | Desk tray organizers |  <p>With PERMANENT marker on bottom</p> |
| 1 | Art sketchbook (8 1/2 x 11 spiral) high school quality | With PERMANENT marker on bottom of front cover |
| 1 | Plastic storage bin - approx. 15 quart | <p>With PERMANENT marker anywhere on outside</p>  |
| 1 | Reusable water bottle | With PERMANENT marker anywhere - just be sure to re-write the name frequently as it may fade or come off as it's washed. |
| 5 | <p>PLASTIC pocket folders with prongs (1 each red, blue, green, yellow and orange)</p> <p>Any brand</p> |  |
| 2 | <p>Single subject, wide ruled spiral notebooks</p> <p>MS. CATHY'S CLASS ONLY</p> <p>Any brand; minimum 70 sheets each</p> |  |
| 1 | Pack of 12 Crayola thin line washable markers |  |

| Qty. | Supply Name and/or Description | How to Label and/or Description |
|------|--|--|
| 1 | Pack of 24 Crayola colored pencils |  |
| 1 | Blunt-tip safety scissors Any brand |  |
| 1 | Pack of 4 multicolor highlighters Any brand |  |
| 1 | Ruler (metric and standard) Any brand |  |
| 1 | Geometry set (compass and protractor) Any brand MS. CATHY'S CLASS ONLY |  |
| 2 | Packs of 24 each #2 pencils (please sharpen if possible) Any brand |  |
| 1 | Packs of 3 large pink erasers Any brand |  |

Community Supplies – these supplies are donated to the classroom and used/shared by all the students throughout the school year. Please purchase each supply in the brand, size, quantity and/or color requested and shown in the picture. **Please DO NOT LABEL THESE ITEMS WITH THE STUDENT'S NAME.**

| Qty. | Supply Name and/or Description | Reference Picture |
|------|--|--|
| 1 | Pack wide-ruled notebook paper Any brand; minimum 150 sheets each |  |
| 2 | Bottles of Elmer's rubber cement |  |

| Qty. | Supply Name and/or Description | Reference Picture |
|------|--|--|
| 2 | Packs of 3 large Elmer's glue sticks |  |
| 2 | Bottles of Elmer's washable CLEAR glue |  |
| 2 | Pack of 6 multicolor Expo dry erase markers with one eraser Any color choice is fine |  |
| 2 | Packs of 4 black Expo dry erase markers |  |
| 1 | Ziploc Baggies <ul style="list-style-type: none"> • Gallon size - Ms. Cathy's Class • Quart size - Ms. Bridget's Class |  |
| 3 | Packs of 4x6 LINED index cards Any brand; minimum 100 cards each |  |
| 1 | Pack of multicolor cardstock paper- NOT CONSTRUCTION PAPER Any brand; minimum 25 sheets total |  |
| 2 | Bottles of foaming hand soap Any brand |  |

| Qty. | Supply Name and/or Description | Reference Picture |
|------|---|--|
| 1 | 2.5 lb. Container of white Crayola air-dry clay |  |
| 4 | Boxes of unscented, no-lotion tissues (no travel or pocket sized please) Any brand |  |
| 3 | Containers of disinfecting wipes Any brand |  |

Other supplies may be requested (chapter books, art supplies, PE gear, etc.) when school begins in August.